

# 12" x 12" SQUARE - INDUCTION Garage Light Fixtures

## 100,000 Hrs Life

## The Next Generation of Lighting

SIZE:

12" x 12" x 10H

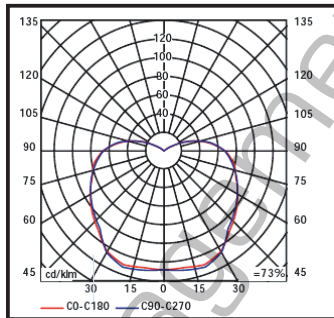


Circular Induction Lamp  
Inside

### Specification:

- Ballast Type	Electronic
- Start Method	InstantON
- Hot Re-start	InstantON
- Universal Input Line Voltage	120-277 VAC
- Input Line Frequency	50/60 Hz
- Lamp Life	100,000 Hrs.
- Lumen Maintenance @60,000Hrs	>70%
- Color Temperature	5000 K
- Color Rendering Index (CRI)	83
- Minimum Starting Temperature	-20° F
- Maximum Operating Temperature	160° F
- Lamp Operating Frequency	240 kHz
- Power Factor	>0.98
- Total Harmonic Distortion	< 10%
- Inrush Current Peak	<10 Amp
- UL/cUL Listed	Yes
- FCC Compliance	Part 18, Subp. C

### Photometrics



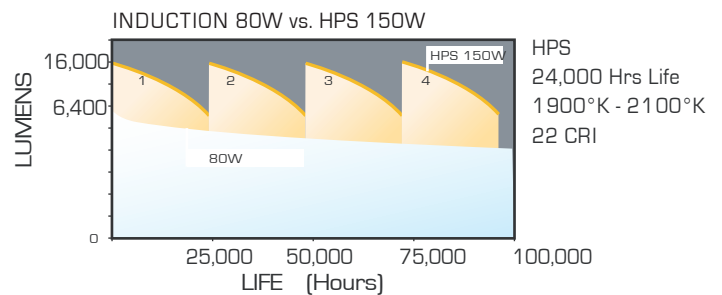
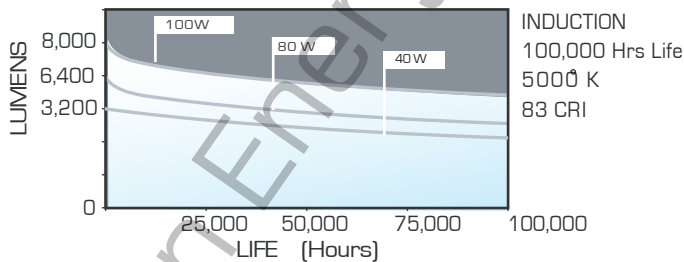
### Applications, Features, and Benefits

- Heat and impact resistant UV protected PC lens
- Aluminum housing with electrocoat brown or gray paint
- Ballast made with long life components
- InstantON(TM) flicker-free Cold Start and Hot Re-Start
- Correlated Color Temperature of 5000°K for greater visibility
- High Power Factor, Low THD Replaceable Ballast
- Concealed continuous gasket seals against harmful dust, dirt, moisture and insects
- UL Listed for Outdoor and Wet Locations
- Advanced phosphors for high Lumen Maintenance and high lumen output
- Aluminum Anodized reflectors for long term performance
- Up to 15 years Maintenance free operation
- Surface Mount or Pendant Mount
- Light Sensor Detector (LD) - optional
- Motion Sensor Detector (MD) - optional
- Motion and Light Sensor Detector (MLD) - optional

### Product Information

Item No.	Description	Watts	Initial Lumens	Line Voltage Supply	Line Current	Total Harmonic Distortion (THD)	Power Factor	Packaging Dimensions		
								Width	Length	Height
12040-***	12"x12" SQ Garage Fixture	40	3,200	120-277 VAC	0.63-0.30 Amp	<10%	0.98	16 in. 400 mm	16 in. 400 mm	15 in. 380 mm
12080-***	12"x12" SQ Garage Fixture	80	6,400	120-277 VAC	0.77-0.34 Amp	<10%	0.98	16 in. 400 mm	16 in. 400 mm	15 in. 380 mm
12100-***	12"x12" SQ Garage Fixture	100	8,000	120-277 VAC	0.90-0.40 Amp	<10%	0.98	16 in. 400 mm	16 in. 400 mm	15 in. 380 mm

Voltage: [\*\*\*] UNV=120V-277V [ Higher 347V or 480V also available ]



Green Light Induction Lighting  
Questions and Comments:  
support@greenlightinduction.com  
Toll-Free: 1-877-357-2433



© 2008-2010  
Green Energy Management Solutions, LLC

Green Light Induction  
Saving you money while saving the Earth  
www.greenlightinduction.com

