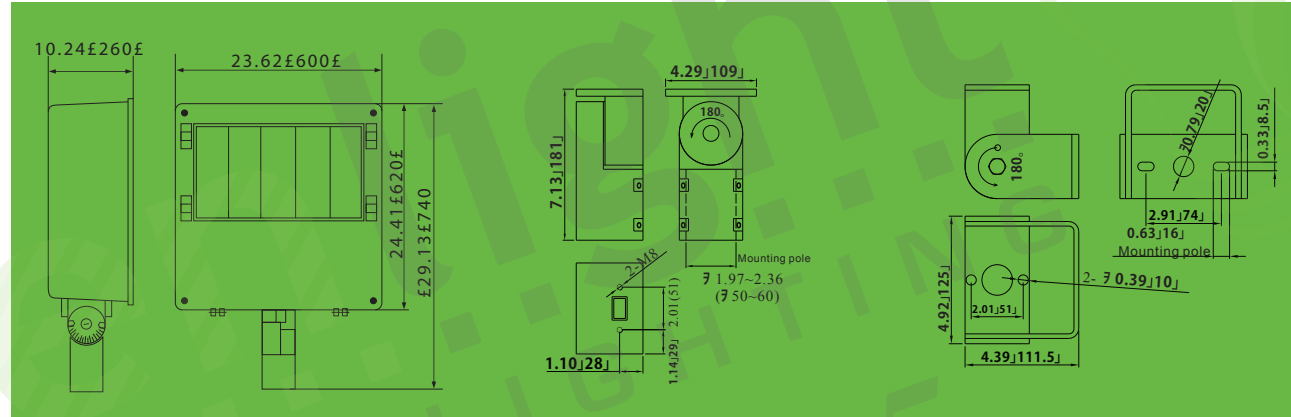




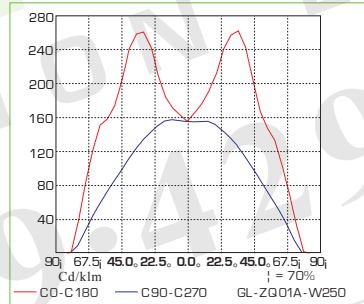
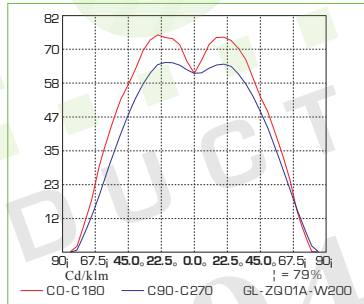
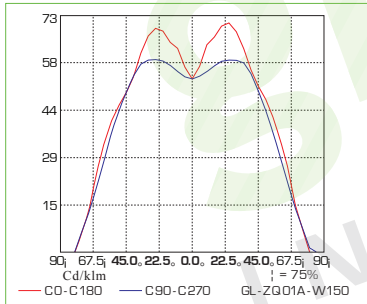
HIGH EFFICIENCY SHOE BOX LIGHTING FIXTURE
GL-ZQ01A



Fixture sizes (Unit: mm)



Distribution curve flux



Specifications

Model	Lamp	Power (W)	Voltage (V)	Power factor (COS φ)	Environ Temp (C)	CCT (K)	Replace HPS lamp
GL-ZQ01A-W100 x2	GL-WJY80J850W	200	120-277	≥ 0.96	-20~ +40C	5000K	250W
GL-ZQ01A-W125 x2	GL-WJY100J850W	250	120-277	≥ 0.96	-20~ +40C	5000K	400W
GL-ZQ01A-W150 x2	GL-WJY120J850W	300	120-277	≥ 0.96	-20~ +40C	5000K	600W
GL-ZQ01A-W200 x2	GL-WJY150J850W	400	120-277	≥ 0.96	-20~ +40C	5000K	600W
GL-ZQ01A-W250 x2	GL-WJY120J850W	500	120-277	≥ 0.96	-20~ +40C	5000K	1000W

Note: The products with CCT 2700~ 6500K and another input voltage are available. Products for operating at special surrounding temperature [-40c - 0 or -40 - +50C] are available upon request.

Features

1. High-pressure die cast aluminum housing with powder coated finish for corrosion resistance
2. High reflection efficiency reflector imported from Germany Alanod aluminum company
3. Tempered glass lens for shock resistance and durable use
4. Heat-resistance and gas tight rubber seal ensures high IP rating
5. Different installation ways for chose
6. IP Class: IP65

GreenLight Induction
Questions and Comments:
Support@greenlightinduction.com
OFFICE 949-429-3435

